



INDIANAPOLIS REGION

INFORMATION TECHNOLOGY



**INDY
PARTNERSHIP**

111 Monument Circle
Suite 1950
Indianapolis, IN 46204



Who We Are

The viability of the Indianapolis region's strong business climate is creating a buzz of growth. Expansion and attraction projects announced in 2017 will add over 15,200 jobs and over \$1.8 billion in capital investment to the region, leading to an ever stronger business climate.

A business unit of the Indy Chamber, Indy Partnership is the regional marketing organization for the Indianapolis Region, concentrating its efforts in the following industry clusters: Life Sciences; Motorsports; Distribution and Logistics; Advanced Manufacturing; Technology; and Agribusiness.

The Indy Partnership's staff has decades of cumulative project experience and offers start-to-finish assistance to help businesses make an informed, strategic location decision. The Indy Partnership provides clients with solid, quantifiable numbers on workforce, cost of doing business - including incentives and taxes - available sites, transportation options and additional relevant data on a county-by-county or region-wide basis.

Our business development professionals, working with our local county partners, assist companies throughout the site selection process as they choose the ideal location for an expansion or location. Let us put our team to work for you.

For more information, visit www.indypartnership.com. We look forward to hearing from and working with you!



Located in the heart of the U.S., the Indianapolis Region is one of the best locations in all of North America from which to reach key U.S. and Canadian markets.

Our Services

Information and Data Assistance:

Our research team can help you analyze prospective locations by providing cost of doing business information, utility rate estimates, community profiles, wage data, demographics and education and training resources.

Location Assistance:

We'll provide accurate information on available buildings and land to match your exact facility requirements.

Business Incentives:

We can assist you in identifying applicable incentive programs and estimate the value of qualifying programs, aid in interpretation of incentive packages and connect you to the state and local leaders who can help move your project to completion.



Regional Partners

Regional Partners

The Indy Partnership is a not-for-profit organization dedicated to strengthening the economic growth of the Indianapolis Region. We work closely with economic development organizations in the 9-county region that includes Boone, Hamilton, Hancock, Hendricks, Johnson, Madison, Marion, Morgan and Shelby counties. If you have questions about a specific area of the Indianapolis Region, we encourage you to talk to one of the professionals listed below.

HAMILTON COUNTY

CITY OF FISHERS

Brandon Dickinson
Director of Economic Development
317-595-3100
dickinsonb@fishers.in.us

CITY OF NOBLESVILLE

Judi Johnson
Economic Development Director
317-776-6345
jjohnson@noblesville.in.us

CITY OF WESTFIELD

Todd Burton
Chief of Staff, Economic & Community Development
317-804-3170
economicdevelopment@westfield.in.gov

BOONE COUNTY ECONOMIC DEVELOPMENT CORPORATION

Molly Whitehead
Executive Director
765-482-5761
mwhitehead@booneedc.org

HENDRICKS COUNTY ECONOMIC DEVELOPMENT PARTNERSHIP

Jeff Pipkin
Executive Director
317-745-2400
jeff@hcedp.org

MORGAN COUNTY ECONOMIC DEVELOPMENT CORPORATION

Mike Dellinger
Executive Director
317-831-9544
mdellinger@morgancoed.com

JOHNSON COUNTY DEVELOPMENT CORPORATION

Dana Monson
Interim President and CEO
317-736-4300
dmonson@jcdc.org

SHELBY COUNTY DEVELOPMENT CORPORATION

Brian Asher
Executive Director
317-398-8903
b.asher@shelbydevelopment.com

CORPORATION FOR ECONOMIC DEVELOPMENT (SERVING MADISON COUNTY)

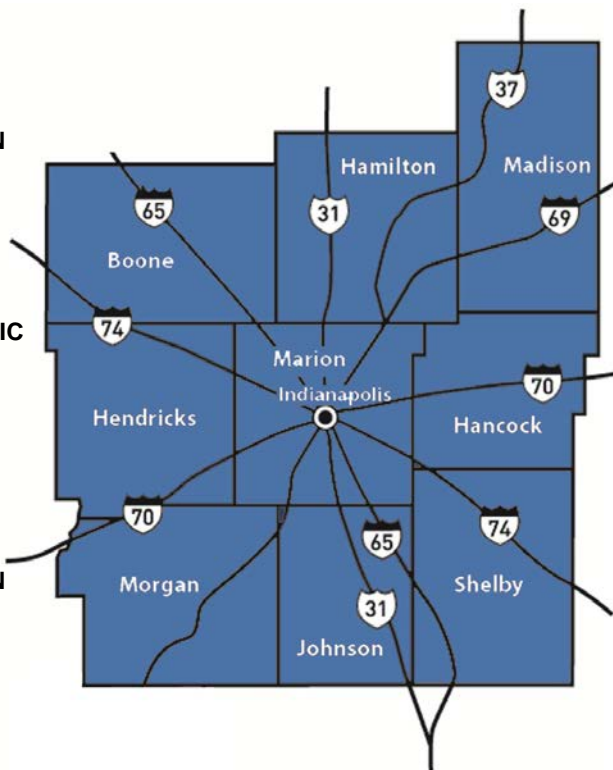
Rob Sparks
Executive Director
765-642-1860
robsparks@cedanderson.com

HANCOCK ECONOMIC DEVELOPMENT COUNCIL

Skip Kuker
Executive Director
317-477-7241
skuker@hancedc.com

DEVELOP INDY (SERVING MARION COUNTY)

Ian Nicolini
Vice President, Indianapolis Economic Development
317-464-2218
inicolini@indychamber.com





Indianapolis Region

Cost of Doing Business

- **Lowest cost of doing business among Great Lakes States**
- **2nd lowest worker comp rates in U.S.**
- **Lowest property tax ranking in the Midwest**
- **Best overall tax climate in the Midwest**
- **Best infrastructure in the Midwest**
- **No inventory or franchise taxes**
- **No tax on most business services**
- **Indiana is a Right To Work State**

Sources: CNBC, State of Indiana, Tax Foundation

Real Estate Costs

Industrial Market (Q3 2018)

Inventory	273,924,481 Sq. Ft.
Vacancy Rate	4.5%
Avg. Asking Lease Rate/Sq. Ft.	\$4.34

Office Market (Q3 2018)

Inventory	36,735,793 Sq. Ft.
Vacancy Rate (Downtown)	13.9%
Vacancy Rate (Suburban)	17.4%
Avg. Class A Lease \$/Sq. Ft. (Downtown)	\$21.81
Avg. Class A Lease \$/Sq. Ft. (Suburban)	\$19.28

Source: CBRE

Industrial Energy Costs

Electricity	\$7.54 cents/kWh
Natural Gas	\$5.99/MCF

Indiana Industrial Average, 2017 Annual Average
Source: US Energy Information Administration

Wages

Average Annual Wage

Indianapolis-Carmel-Anderson MSA	\$50,868
Indiana	\$46,192
United States	\$55,390

Source: US Bureau of Labor Statistics, QCEW, 2017

Average Hourly Wage

Indianapolis-Carmel-Anderson MSA	\$23.09
Indiana	\$21.13
United States	\$24.34

Source: US Bureau of Labor Statistics, OES, 2017

Tax Structure

Personal Income Tax

Current State Rate	3.23%
Local Option Tax (rates vary by county)	
Range:	1.0 – 2.72%

Rates are applied to adjusted gross income and do not vary based on income. Source: Indiana Department of Revenue, 2018

Indiana Corporate Adjusted Gross Income Tax

Current Rate	5.75%
Rate will decrease annually on July 1, resulting in a 4.9% rate on July 1, 2021.	

Rates are applied to adjusted gross income and do not vary based on income. Various incentives are available to eligible companies to reduce this rate. Source: Indiana Economic Development Corporation, 2018

Indiana Sales and Use Tax

	7.00%
Exemptions include: Manufacturing raw materials, manufacturing equipment, utilities and other consumables used in production and environmental control equipment used by manufacturers.	
Most services are not subject to tax. Source: Indiana Department of Revenue, 2018	

Indiana Real & Personal Property Tax

(Per \$100 Assessed Value)	
Average Tax Rate	\$2.4414
Range by Taxing Districts	\$0.8224 - \$5.2968
Business property taxes are capped at 3% of the assessed value.	
Source: STATS Indiana, 2018	

Indiana Unemployment Insurance

New Employer Rate	2.50%
Taxable Wage Base	\$9,500

Percentage rates may be lowered after 36 months of compliance. \$9,500 is the maximum taxable amount per employee. Source: Indiana Department of Workforce Development, 2018

Indiana Workers' Compensation

(per \$100 of payroll)	
Average Rate for Manufacturing	\$1.73
Average Rate for Office	\$0.21
Average Rate for All Industry Classes	\$1.08

Source: Indiana Compensation Ratings Bureau, 2018

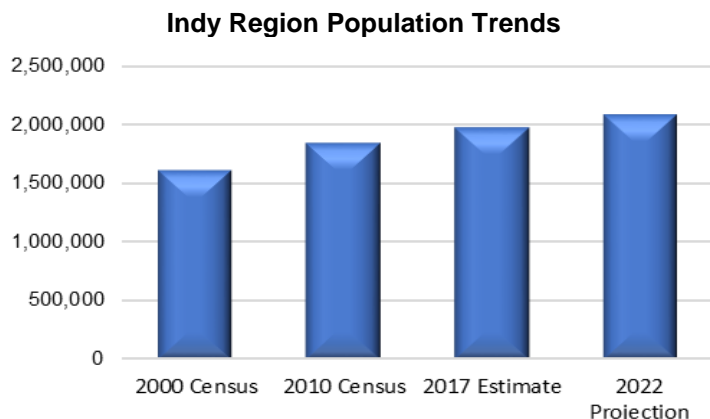
Cost of Living

Cost of Living Index = 93.2 (100=US Average)
Source: C2ER, Q3 2018

Demographics

Population

Population Estimate (2017): 1,966,871
Population Projection (2022): 2,083,855



Age Breakdown

Median Age (2017): 36.3

	2017 Estimate	Percent
Under 20	542,820	27.5%
20 – 34	406,024	20.6%
35 – 64	771,883	39.3%
65+	246,144	12.5%

Educational Attainment

	2017 Estimate	Percent	Percent Change 2010-2017
High School Graduate	379,083	29.2%	3.4%
Some College, No Degree	263,160	20.3%	9.9%
Associates Degree	97,627	7.5%	11.7%
Bachelors Degree	272,069	21.0%	13.5%
Graduate Degree	140,964	10.9%	16.9%

Race and Ethnicity

	2017 Estimate	Percent
White	1,479,564	75.2%
Black	303,075	15.4%
Other Race	133,478	6.9%
Two or More Races	50,754	2.6%
Hispanic (of any race)	131,571	6.7%

Household Income

Median Household Income (2017): \$55,722
Average Household Income (2017): \$78,704

	Number of Households	Percent
Under \$35,000	236,125	31.0%
\$35,000 - \$49,000	107,368	14.1%
\$50,000 - \$74,999	140,416	18.5%
\$75,000 - \$99,999	97,438	12.8%
\$100,000 - Above	179,009	23.6%

Employment

Population 16+ (2017): 1,525,474
In Labor Force (2017): 1,002,040
Civilian Population 16+ at Workplace (2017): 996,463

Daytime Population (2017): 1,984,651
Daytime Population 16+ (2017): 1,543,383

	2017 Estimate	Percent
Employed in Blue Collar Occupations	348,879	36.6%
Employed in White Collar Occupations	605,262	63.4%

Source: DemographicsNow



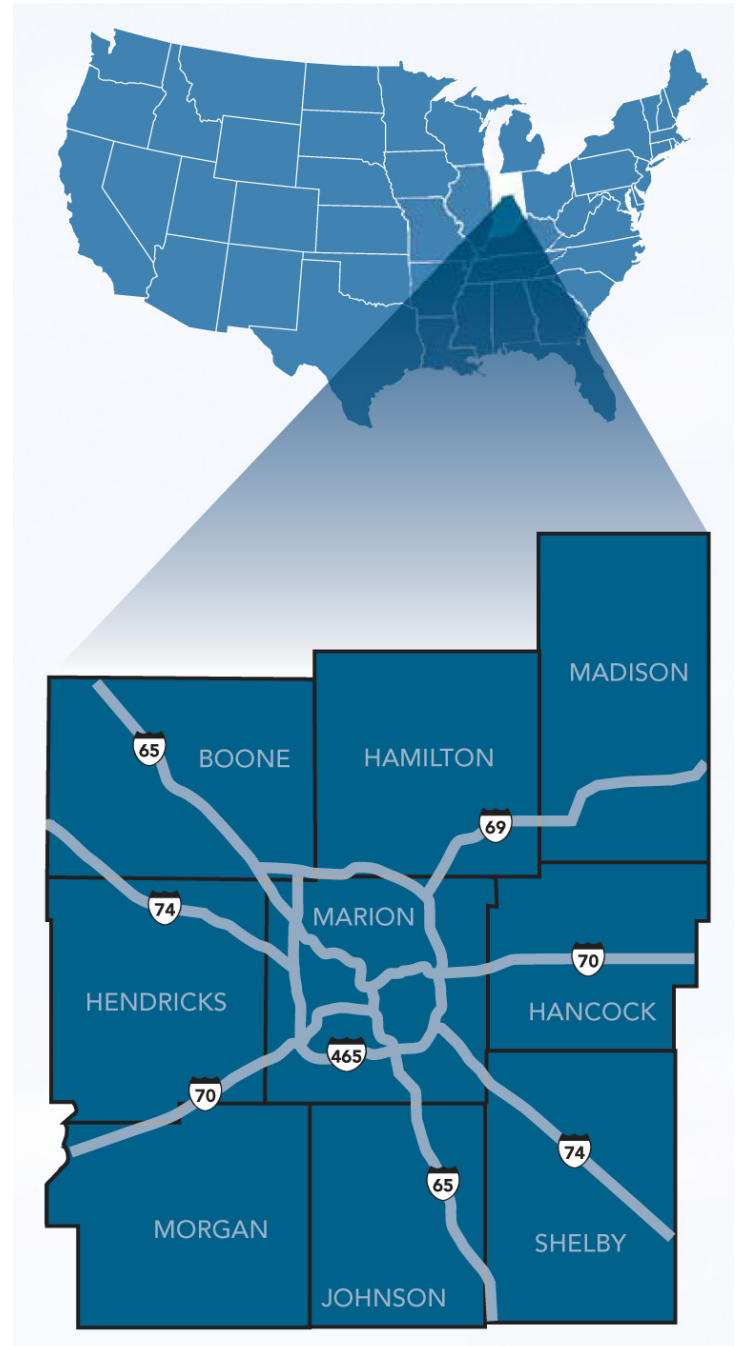
Location as a Strategic Advantage

“The Crossroads of America”

Within the United States, truck delivery is often more economical than ships or trains. Ranking number one in pass-through highways, Indiana is within a one-day drive of 60% of the U.S. population and a half-day's drive of more than 20 major metropolitan markets.

- Four interstate highways intersect in central Indiana, making the Indianapolis Region the leading metro area in America with direct interstate access to other markets.
- The world's second largest FedEx facility is located at Indianapolis International Airport. The eighth largest cargo airport in North America, Indianapolis International can accommodate all cargo aircraft.
- Each year nearly a billion tons of freight travel through Indiana, making it the fifth busiest state for commercial freight traffic. Indiana ranks seventh in value of NAFTA exports, totaling \$15 billion per year.
- Indiana has three state of the art international ports – each a Foreign Trade Zone – located on two of America's busiest inland waterways: Lake Michigan and the Ohio River.
- Indiana has the only statewide port system that provides international connections via the Great Lakes and Ohio-Mississippi River system.
- Indiana is home to more than 4,700 miles of mainline rail track and 11,000 total highway miles.

Sources: US Department of Transportation, Indiana Logistics Directory & Airports Council International



Indianapolis International Airport

Airport Facts & Statistics

Each year Indianapolis International Airport (IND) serves over 8.5 million passengers and handles over 1.1 million tons of cargo. IND was ranked #2 among mid-sized airports in passenger experience in 2017 by J.D. Power & Associates and the best airport in North America in 2010 and 2012 through 2017 by Airports Council International. From 2014 to 2018 Conde Naste *Traveler* readers rated it the Best Airport in America. IND is an important contributor to Central Indiana's economy, employing 10,000 people with an economic impact of \$5.4 billion.



Daily Departures and Destinations

On average, there are 145 daily departures to 51 nonstop destinations from Indianapolis. Although a handful of flights are seasonal, service is generally available to locations listed below. Major carriers currently include Air Canada, Alaska, Allegient, American, Delta, Frontier, OneJet, Southwest, United and Vacation Express.

Atlanta (ATL)	Houston Intercontinental (IAH)	Philadelphia (PHL)
Austin (AUS)	Jacksonville (JAX)	Phoenix (PHX)
Baltimore (BWI)	Kansas City (MCI)	Pittsburgh (PIT)
Boston (BOS)	Las Vegas (LAS)	Punta Cana (PUJ) <i>seasonal</i>
Cancun (CUN) <i>seasonal</i>	Los Angeles (LAX)	Punta Gorda (PGD)
Charleston (CHS) <i>seasonal</i>	Miami (MIA)	Raleigh/Durham (RDU)
Charlotte (CLT)	Minneapolis (MSP)	Salt Lake City (SLC) <i>seasonal</i>
Chicago Midway (MDW)	Myrtle Beach (MYR) <i>seasonal</i>	San Diego (SAN) <i>seasonal</i>
Chicago O'Hare (ORD)	New Orleans (MSY) <i>seasonal</i>	San Francisco (SFO)
Dallas/Fort Worth (DFW)	New York (JFK)	Sarasota (SRQ) <i>seasonal</i>
Dallas Love Field (DAL)	New York LaGuardia (LGA)	Savannah (SAV) <i>seasonal</i>
Denver (DEN)	New York/Newark (EWR)	Seattle-Tacoma (SEA)
Destin/Ft. Walton (VPS) <i>seasonal</i>	Oakland (OAK)	St. Pete/Clearwater (PIE)
Detroit (DTW)	Orlando (MCO)	Tampa (TPA)
Ft. Lauderdale/Hollywood (FLL)	Orlando-Sanford (SFB)	Toronto (YYZ)
Ft. Myers (RSW) <i>seasonal</i>	Paris (CDG)	Washington Dulles (IAD)
Houston Hobby (HOU)	Phoenix-Mesa (AZA) <i>seasonal</i>	Washington National (DCA)

Location and Description

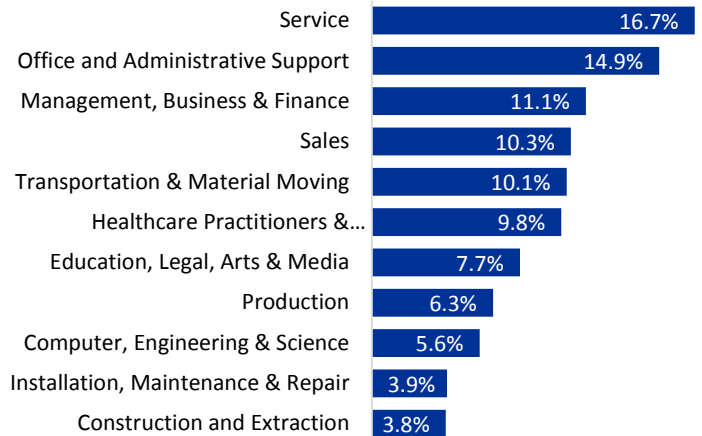
<i>Street address</i>	7800 Col. H. Weir Cook Memorial Drive, Indianapolis, IN 46241
<i>Distance to downtown</i>	14 miles
<i>Time zone</i>	GMT-4, Eastern Standard Time (EST) in most of the state. Daylight Savings Time (DST) is observed. Web site time is local.
<i>Owner operator</i>	Indianapolis Airport Authority
<i>Elevation</i>	797 feet (242.9m) above sea level
<i>Date opened</i>	Original Airport - September 1931, New Airport - November 2008



Indianapolis Region Workforce

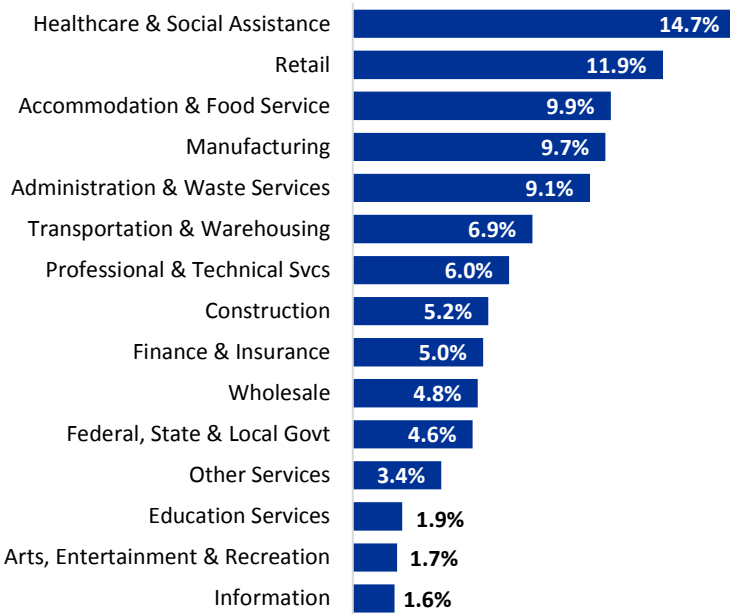
- Regional workforce of over one million
- 22 colleges & universities within 70 miles; 19 technical schools within 50 miles
- Ivy Tech Community College of Indiana awards more Associates degrees than any other two-year institution in the US
- #1 business climate in the Midwest (*Chief Executive Magazine, 2018*)
- 6.5% of metro Indianapolis' private employment is in foreign owned enterprises (*Brookings*)

Employment by Occupation



Source: US Bureau of Labor Statistics, 2017

Employment by Industry



Source: US Bureau of Labor Statistics, QCEW, 2017

Commuting

Average Commute Time – Indianapolis-Carmel MSA: 24.7 minutes
 Average Commute Time – Marion County: 23.6 minutes

Source: US Census Bureau, 2016

Regional Labor Force

Year	Labor Force	Unemployment
2017 Annual Average	1,016,658	3.3%
2012 Annual Average	939,890	8.0%
2007 Annual Average	931,122	4.1%

Source: US Bureau of Labor Statistics

Regional Degrees Granted FY 2016-2017

Degree Area	Certificate	Associate	Bachelor	Grad
Total	5,319	4,137	33,925	16,674
Health Professions	1,209	1,219	4,130	2,857
Business, Mgmt. & Marketing	1,037	1,111	7,176	3,029
Computer & Info Sciences	243	136	1,553	622
Engineering & Technical	97	177	3,553	1,400
Biosciences	10	17	1,479	364

Source: National Center for Education Statistics

The 9-county Indianapolis Region includes Boone, Hamilton, Hancock, Hendricks, Johnson, Madison, Marion, Morgan and Shelby counties.

Last Updated 8/14/2018

Indy Partnership

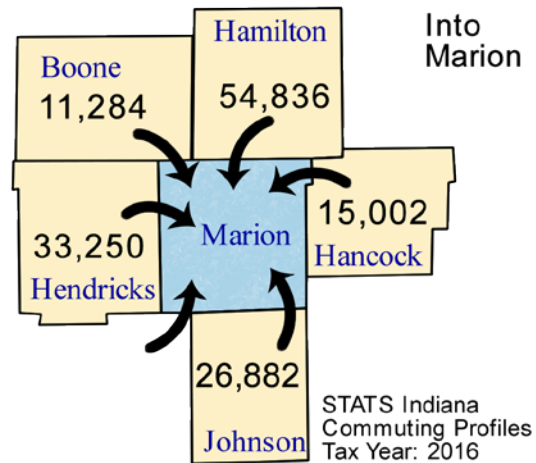
E-mail: info@indypartnership.com
 Website: www.indypartnership.com

Commuting Patterns

Workers	
Number of people who live in Marion County and work (implied resident labor force)	556,262
Number of people who live AND work in Marion County	505,431
Total number of people who work in Marion County (implied work force)	690,384
Commuters	
Number of people who live in Marion County but work outside the county	50,831
Number of people who live in another county (or state) but work in Marion County	184,953

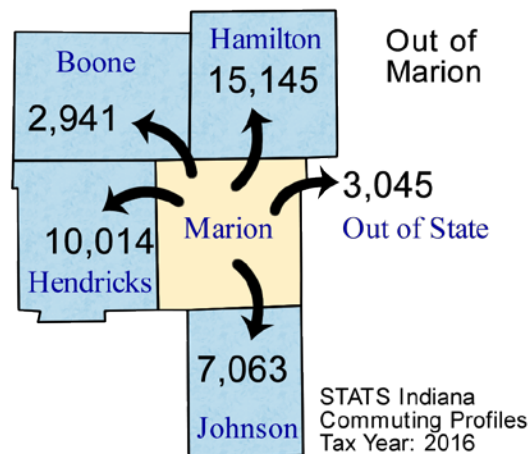
Top five counties sending workers INTO Marion County:

County Sending Workers	Workers
Hamilton County	54,836
Hendricks County	33,250
Johnson County	26,882
Hancock County	15,002
Boone County	11,284
Total of above	141,254
20.5% of Marion County workforce	



Top 5 counties receiving workers FROM Marion County:

County Receiving Workers	Workers
Hamilton County	15,145
Hendricks County	10,014
Johnson County	7,063
Out of State	3,045
Boone County	2,941
Total of above	38,208
6.9% of Marion County labor force	



Source: STATS Indiana, 2018

The 9-county Indianapolis Region includes Boone, Hamilton, Hancock, Hendricks, Johnson, Madison, Marion, Morgan and Shelby counties.

Last updated 7/27/2018

Indy Partnership

E-mail: info@indypartnership.com

Website: www.indypartnership.com

Indianapolis Region Education

Selected National Rankings

- **#1 Undergraduate Engineering Program** – Rose-Hulman Institute of Technology
- **#1 Graduate Analytical Chemistry Program** – Purdue University
- **#1 Undergraduate and Graduate Biological/ Agricultural Engineering Programs** – Purdue University
- **#1 Graduate Public Affairs Program** – Indiana University
- **#1 Regional College in the Midwest with a Focus on Undergraduate Teaching** – Taylor
- **#1 Most Innovative School** – Butler

Source: U.S. News and World Report, 2018

Regional Degrees Granted 2016-2017

Degree Area	Certificate	Associate	Bachelor	Grad
Total	5,319	4,137	33,925	16,674
Health Professions	1,209	1,219	4,130	2,857
Business, Mgmt, & Marketing	1,037	1,111	7,176	3,029
Computer & Info Sciences	243	136	1,553	622
Engineering & Technical	97	177	3,553	1,400
Biological & Biomedical Sciences	10	17	1,479	364

Regional Data by Campus

Ivy Tech Community College of Indiana awards more Associates degrees annually than any other two-year institution in the U.S.

The International School of Indiana (ISI) was the first school in Indiana to be authorized by the International Baccalaureate (IB) Organization to offer all three IB programs, and only the second school in the entire Midwest to achieve this distinction. ISI is the 14th school in the United States to be authorized for all three programs. An additional nine public high schools in the region offer an IB diploma.

The Indianapolis Region is home to 48 charter schools and 15 magnet schools.

In 2018, based on SAT and ACT test scores, college readiness, graduation rates and teacher quality, Niche awarded A+ scores to Carmel-Clay, Zionsville, Hamilton Southeastern, and Brownsburg school systems.

Regional High School Graduates

	Public Schools	Private Schools
2014	20,009	1,588
2015	19,478	1,758
2016	19,976	2,002
2017	20,520	1,865

Source: Indiana Department of Education

4-Year Colleges and Universities

	Total Enrollment FY 2016-17	Degrees Awarded FY 2016-17
Indiana University-Bloomington	53,254	11,528
Purdue University-West Lafayette	44,190	10,893
IUPUI	34,984	7,762
Ball State University	26,419	5,613
Indiana Wesleyan University	21,626	5,063
Indiana State University	16,638	2,752
University of Indianapolis	6,811	1,306
Butler University	5,163	1,204
Indiana University-East	6,420	909
Indiana University-Kokomo	4,928	623
Marian University	4,042	784
Taylor University	2,874	452
Anderson University	2,419	514
Rose-Hulman	2,352	567
DePauw University	2,253	559
Earlham College	1,166	198
Saint Mary-of-the-Woods College	1,060	206
Franklin College	1,052	193
Wabash College	848	189
Martin University	491	58

Community College

Ivy Tech Community College - Central Indiana (10 campuses)	22,252	2,620
--	--------	-------

Sources: National Center for Education Statistics & Indiana Commission for Higher Education

The 9-county Indianapolis Region includes Boone, Hamilton, Hancock, Hendricks, Johnson, Madison, Marion, Morgan and Shelby counties.

Last updated 8/8/2018

Indy Partnership

E-mail: info@indypartnership.com

Website: www.indypartnership.com



4 Year

1. Ball State University
2. Indiana State University
3. Indiana University
4. Indiana University East
5. Indiana University Kokomo
6. Indiana University Northwest
7. Indiana University South Bend
8. Indiana University Southeast
9. IUPUI Columbus
10. Purdue University Fort Wayne
11. IUPUI Indianapolis
12. Purdue University
13. Purdue University Calumet
14. Purdue University North Central
15. University of Southern Indiana



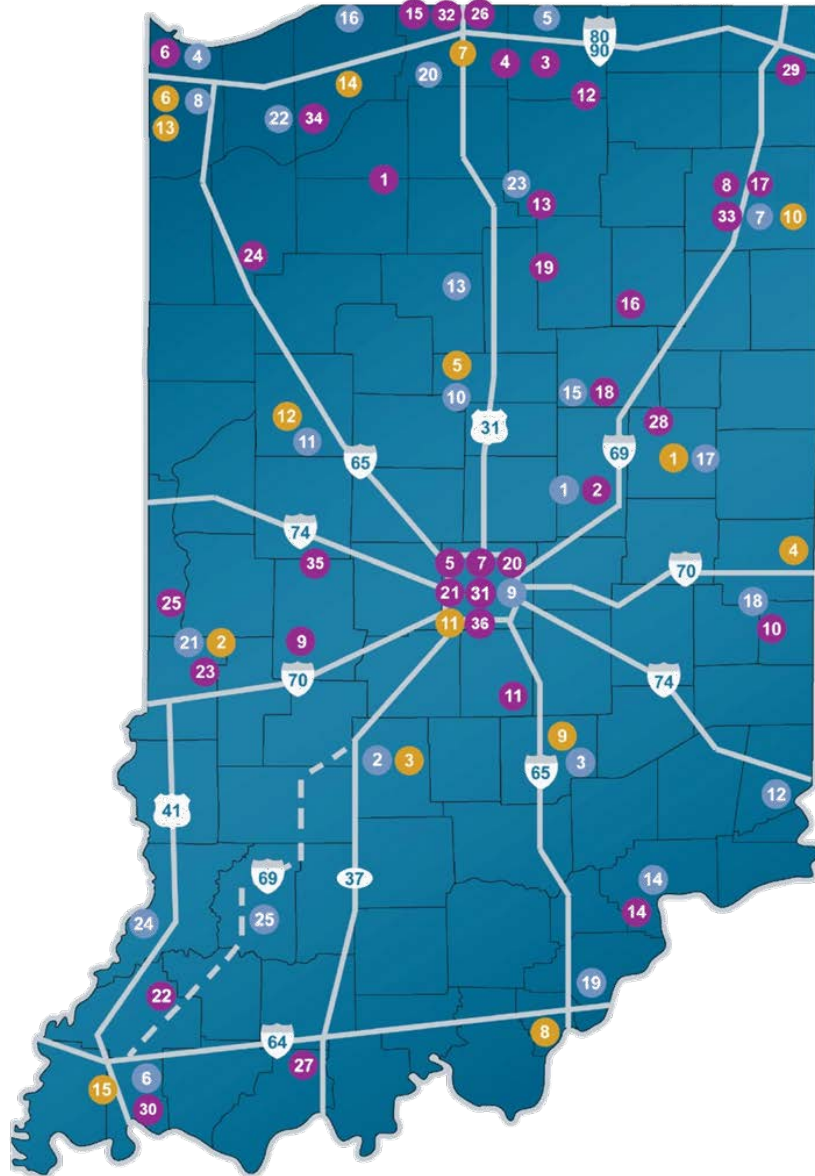
2 Year

1. Ivy Tech Anderson
2. Ivy Tech Bloomington
3. Ivy Tech Columbus
4. Ivy Tech E. Chicago
5. Ivy Tech Elkhart
6. Ivy Tech Evansville
7. Ivy Tech Fort Wayne
8. Ivy Tech Gary
9. Ivy Tech Indianapolis
10. Ivy Tech Kokomo
11. Ivy Tech Lafayette
12. Ivy Tech Lawrenceburg
13. Ivy Tech Logansport
14. Ivy Tech Madison
15. Ivy Tech Marion
16. Ivy Tech Michigan City
17. Ivy Tech Muncie
18. Ivy Tech Richmond
19. Ivy Tech Sellersburg
20. Ivy Tech South Bend
21. Ivy Tech Terre Haute
22. Ivy Tech Valparaiso
23. Ivy Tech Warsaw
24. Vincennes University
25. Vincennes University Jasper



Private

- | | | |
|--|---|---|
| <ol style="list-style-type: none"> 1. Ancilla Domini College 2. Anderson University 4. Bethel College 5. Butler University 6. Calumet College of Saint Joseph 7. Christian Theological Seminary 8. Concordia Theological Seminary 9. DePauw University 10. Earlham College 11. Franklin College 12. Goshen College 13. Grace College | <ol style="list-style-type: none"> 14. Hanover College 15. Holy Cross College 16. Huntington University 17. Indiana Tech 18. Indiana Wesleyan University 19. Manchester University 20. Marian University 21. Martin University 22. Oakland City University 23. Rose-Hulman Institute of Technology 24. Saint Joseph's College 25. Saint Mary-of-the-Woods College | <ol style="list-style-type: none"> 26. Saint Mary's College 27. Saint Meinrad School of Theology 28. Taylor University 29. Trine University 30. University of Evansville 31. University of Indianapolis 32. University of Notre Dame 33. University of Saint Francis 34. Valparaiso University 35. Wabash College 36. Western Governors University (online only) |
|--|---|---|



The 9-county Indianapolis Region includes Boone, Hamilton, Hancock, Hendricks, Johnson, Madison, Marion, Morgan and Shelby counties.

Last updated 8/23/2018

Indy Partnership

E-mail: info@indypartnership.com

Website: www.indypartnership.com



One of the top university research parks in the United States.

Undergraduate Rankings

- #1 Biological/Agricultural Engineering
- #4 Industrial/Manufacturing Engineering
- #5 Production/Operations Management
- #6 Quantitative Analysis
- #6 Mechanical Engineering
- #6 Aerospace/Aeronautical/Astronautical Engineering
- #7 Civil Engineering
- #8 Electrical/Electronic/Communications Engineering
- #10 Supply Chain Management/Logistics

Graduate Rankings

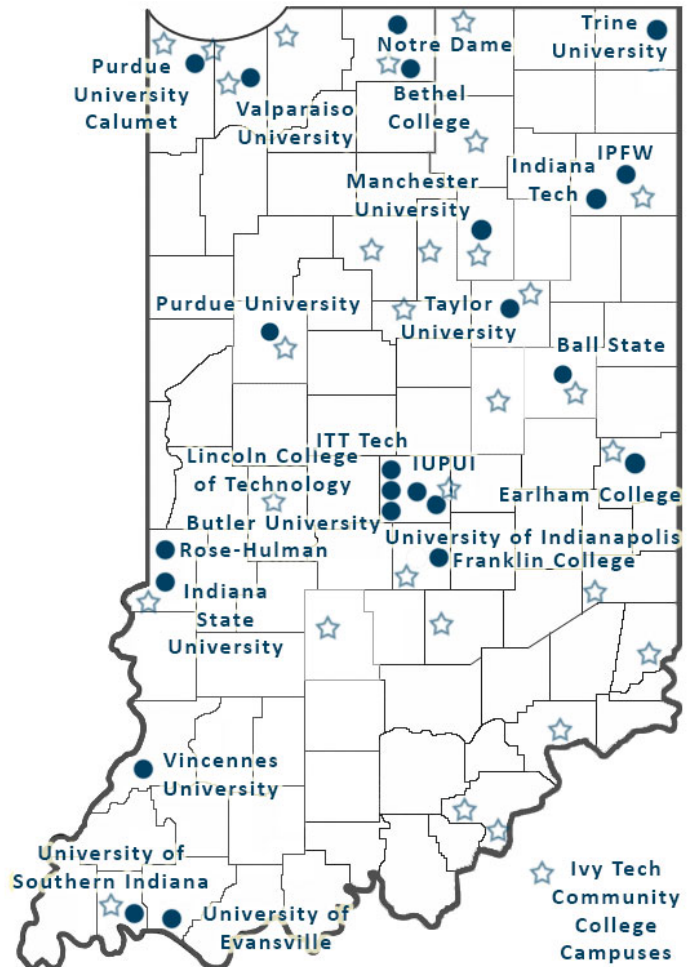
- #1 Biological/Agricultural Engineering
- #1 Analytical Chemistry
- #5 Online Graduate Engineering
- #6 Aerospace/Aeronautical Engineering
- #6 Civil Engineering
- #6 Industrial/Manufacturing/Systems Engineering
- #8 Mechanical Engineering
- #9 Electrical/Electronic/Communications Engineering
- #9 Computer Engineering



The Nation's #1 Undergraduate School of Engineering.

(where Doctorate is not offered)

- #1 Chemical Engineering
- #1 Computer Engineering
- #1 Electric/Electronic Engineering
- #1 Mechanical Engineering
- #2 Civil Engineering



Butler University, Marian University, Earlham College, Franklin College and Indiana State University offer 3/2 or dual degree engineering programs. Taylor University and UIndy offer Bachelor degree programs in several engineering concentrations and Indiana State University will begin offering Bachelor degrees programs in three engineering concentrations beginning fall 2018.

Rankings Source: US News and World Report, 2018

Leader in High Tech

Over 30,000 information technology workers are employed in the Indianapolis metro area.

(US Bureau of Labor Statistics, May 2017)



The Indianapolis Region is home to hundreds of information technology firms, including high-growth companies like Salesforce, Baker Hill, Emarsys, Genesys, Appirio, Kronos and Infosys. They have thrived by tapping into the Region’s highly skilled work force, university support, progressive welcoming business environment and committed leadership. And there’s more:

- The Region is home to the Indiana University School of Informatics, the first of its kind in the nation dedicated to the study of information technology;
- Indiana University-Purdue University Indianapolis (IUPUI) houses the National Operations Center for the Abilene Internet2 network;
- One of the fastest supercomputers in the world – capable of 20 trillion mathematical operations per second — is co-managed by Purdue and IU, putting 20 TeraFLOPS of computational capability into the hands of Indiana businesses at no charge;

- The cost of doing business in the Indianapolis Region is far less than other tech centers like Silicon Valley, providing a significant competitive advantage;
- High-tech innovation is welcomed by a pro-growth business climate that includes one of the highest R&D tax credits in the nation, a venture capital tax credit and a tax exemption for patent income.

Tech leaders praise the Indy region:

“High tech companies won’t find a better place to thrive than the Indianapolis Region. The work force is top-notch.”
Scott Jones, Developer of voicemail

“It’s probably the best kept secret in the country. I don’t think there is another city in the country that has a feeder pool like that for young tech talent than what Indianapolis has.” Bob Stutz, CEO of Marketing Cloud, Salesforce

“This region has a low cost of living, a great pool of qualified candidates from local universities and colleges, and a strong sense of community, with employees choosing to grow with their companies and build careers.”
Chris Konow, VP, CleanSlate Technology Group

“I have lived and worked on both the East and West Coasts before moving to Indiana in 1993. What I’ve discovered over the past 25 years is that the business-friendly environment, cost of living and smart, dedicated, hardworking people make Indiana a great place to establish and grow a business.” Charlie Harp, CEO, Clinical Architecture LLC

“Innovation and education are at the heart of Infosys, and Indianapolis is renowned for its rich academic network and skilled talent.” Ravi Kumar, President, Infosys

“There is an exceptionally talented workforce here and the tech community is growing at an incredible rate.” Sean Brady, President, Emarsys Americas

Indianapolis Region Tech Education

Regional Colleges and Universities with 10+ Technology Graduates

Name	FY 2016-2017 Tech Graduates	Distance from Downtown Indianapolis	Website	Tech Degree Levels
Indiana University - Bloomington	788	52 miles	www.iub.edu	Bachelor's to PhD
Purdue University	613	69 miles	www.purdue.edu	Certificate to PhD
Indiana University-Purdue University Indianapolis	251	0.5 miles	www.iupui.edu	Certificate to PhD
MyComputerCareer	178	12 miles	www.mycomputercareer.edu	Certificate
Ball State University	140	61 miles	www.bsu.edu	Certificate to Master's
Indiana State University	132	72 miles	www.indstate.edu	Bachelor's and Master's
Ivy Tech Community College - Central Indiana	106	2 miles	www.ivytech.edu	Certificate to Associate's
Indiana Wesleyan University	55	63 miles	www.indwes.edu	Associate's and Bachelor's
DePauw University	54	40 miles	www.depauw.edu	Bachelor's
Rose-Hulman Institute of Technology	50	66 miles	www.rose-hulman.edu	Bachelor's
Indiana Institute of Technology	35	12 miles	www.indianatech.edu	Associate's and Bachelor's
Purdue Polytechnic	20	Multiple Locations	www.polytechnic.purdue.edu	Associate's and Bachelor's
Taylor University	19	70 miles	www.taylor.edu	Bachelor's
Harrison College	19	0.5 miles	www.harrison.edu	Certificate and Bachelor's
Anderson University	13	42 miles	www.anderson.edu	Bachelor's
Butler University	11	5 miles	www.butler.edu	Bachelor's

Sources: National Center for Education Statistics, IPEDS, 2016-2017

Selected National Rankings

- #1 Undergraduate Computer Engineering Program*** – Rose-Hulman
- #1 Undergraduate Electrical/Electronic/Communications Engineering Program*** – Rose-Hulman
- #5 Online Graduate Engineering Program** – Purdue University
- #6 Undergraduate MIS Program** – Indiana University
- #8 Undergraduate Electrical/Electronic/Communications Engineering Program**** – Purdue University
- #9 Graduate Electrical/Electronic/Communications Engineering Program**** – Purdue University
- #9 Graduate Computer Engineering Program**** – Purdue University

Source: US News and World Report, 2017 * Where doctorate is not offered. ** Where highest degree is a doctorate.

Technology Courses

Ivy Tech Community College (Course Sample)

CSIA 105 Introduction to Cyber Security	VISC 115 Introduction to Computer Graphics	DBMS 210 Database Design and Development	SVAD 251 Microsoft Exchange
DBMS 110 Database Design and Management	SVAD 121 Enterprise Computing	DBMS 230 SQL Server Database Development	VISC 200 Interactive Media
EECT 128 Introduction to C Programming	SDEV 210 Software Development Using Visual Basic	DBMS 255 Oracle Database Development	VISC 204 Mobile Applications I
SDEV 164 Mobile Application Development	SDEV 220 Software Development Using Python	DESN 230 Computer Modeling and Animation	CSIA 205 Advanced Digital Forensics
SVAD 116 Linux Administration I	SDEV 230 Software Development Using C++	SVAD 231 Microsoft Server Administration	EECT 224 Peripherals

Rose-Hulman Institute of Technology (Course Sample)

CSSE 232 Computer Architecture	CSSE 351 Computer Graphics	CSSE 435 Robotics Engineering	CSSE 473 Design and Analysis of Algorithms
CSSE 280 Introduction to Web Programming	CSSE 352 Computer Game Development	CSSE 443 Distributed Systems and IT Security	CSSE 477 Software Architecture
CSSE 304 Programming Language Concepts	CSSE 374 Software Design	CSSE 444 Real-Time Systems	CSSE 480 Web App Frameworks with AppEngine
CSSE 332 Operating Systems	CSSE 376 Software Quality Assurance	CSSE 453 Topics in Artificial Intelligence	CSSE 483 Android Application Development
CSSE 333 Database Systems	CSSE 494 Compiler Construction	CSSE 463 Image Recognition	CSSE 484 iOS Application Development

Purdue University (Course Sample)

CS 15800 C Programming	CS 30700 Software Engineering I	CS 49000 iOS Development in Swift	CS 56500 Programming Languages
CS 15900 Programming Applications for Engineers	CS 35500 Introduction to Cryptography	CS 54200 Distributed Database Systems	CIT 38100 Unix Programming and Administration
CS 25000 Computer Architecture	CS 34800 Information Systems	CS 54701 Information Retrieval	CIT 38800 Java Programming II
CS 24000 Programming in C	CS 38100 Introduction to the Analysis of Algorithms	CS 57300 Data Mining	CIT XML-Based Web Applications
CS 25200 Systems Programming	CS 39000 Virtual Reality Applications	CS 59000 Software Security	CIT 34700 Advanced ASP.NET

Indiana University (Course Sample)

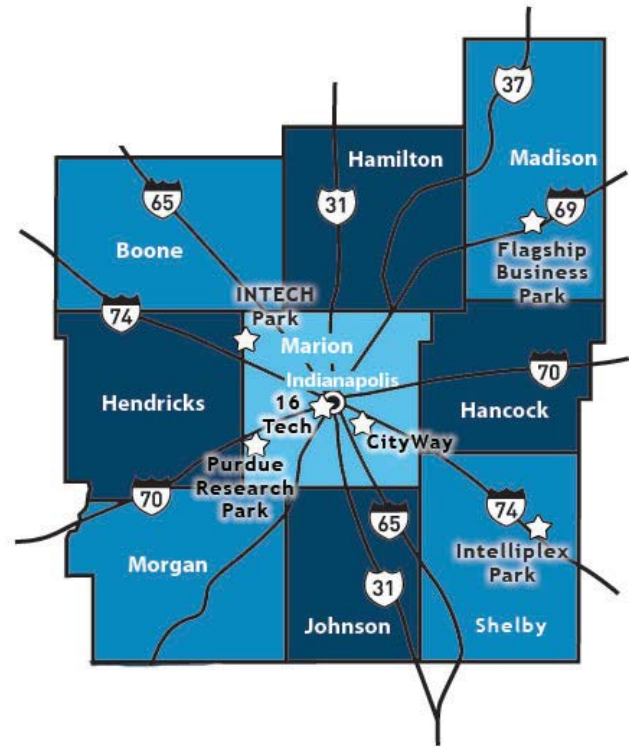
NEWM N330 Intermediate Game Design and Development	NEWM N413 Advanced Web Application Development	LIS S512 Information Systems Design	NEWM N220 Introduction to Media Application Development
NEWM N342 3-D Animation	INFO I421 Applications of Data Mining	LIS S516 Human-Computer Interaction	INFO I433 Protocol Design and Analysis
INFO I399 Current Topics in Informatics	NEWM N422 Advanced Interactive Production	LIS S517 Web Programming	NEWM N410 History and Theory of Digital Media
INFO B408 Mobile Health Information Systems	NEWM N423 Database Development for Mobile Apps	LIS S511 Database Design	NEWM N201 Design Issues in Digital Media

Certified Technology Parks

Life sciences and high technology industries benefit from the Indianapolis Region's Certified Technology Parks (CTP). These parks are designed to encourage collaborations among communities, businesses and colleges/universities to foster sector-specific new technology growth and encourage business clustering.

Benefits to Businesses Include:

- Property tax relief** – A property tax credit may be granted to businesses within the park. (The credit requires the approval of the local redevelopment commission.)
- Tax reinvestment** – Up to \$5 million in gross business retail taxes and incremental income tax amounts paid by employees of firms within a CTP may be used for park infrastructure and other public improvements. Also, the state may grant the park's development commission up to \$2 million to help pay for up-front infrastructure development in the park.
- Synergies from clustering** – A CTP must have at least one high technology enterprise committed to locate in the park to serve as an anchor to help attract other firms.
- Preferred access to college/university research facilities and resources** – A CTP must have a commitment from one or more colleges/universities or research institutes to provide significant support to park businesses. This includes preferred access to intellectual property, donations of services, plus access to faculty, staff and students and to laboratory and other research facilities.
- Cutting edge telecommunications** – A CTP must have a high-speed telecommunications network in its business plan.



CTPs may also have a business incubator or early business accelerator to help start-up companies succeed. CTP designation is granted by the State of Indiana. The Indianapolis Region is proud to be home to seven Certified Technology Parks, located in Hamilton, Madison, Marion and Shelby counties.



Certified Technology Parks

Certified Technology Parks in the Indianapolis Region:

- **City Way Certified Technology Park** (Marion County) is currently under development near downtown Indianapolis and encompasses The Eli Lilly Corporate Center and The Faris Campus (Rolls-Royce).
- **Downtown Indianapolis CTP / 16 Tech** (Marion County) is focused on creating a synergistic atmosphere for life science and technology companies. Linked by an elevated monorail, the community is supported by Indiana University Health (Methodist Hospital, University Hospital and Riley Hospital for Children) plus Indiana University-Purdue University Indianapolis and the City of Indianapolis. www.16techindy.com
- **Flagship Business Park** in Anderson (Madison County) houses the Flagship Enterprise Center (FEC), a 40,000 square-foot startup business incubator. FEC focuses on developing emerging manufacturing and electronic technologies and has strong ties to higher education and experienced business resources. Flagship Business Park is supported by Anderson University and Remy International, Inc. www.flagshipenterprise.org
- **INTECH Park** in Indianapolis (Marion County) is a 21st century business center with office, flex and R&D space of all sizes designed to support the needs of high-growth, high-tech companies. The park is Indiana's only privately-held Certified Technology Park and includes partners such as Lauth Property Group, Purdue University and the City of Indianapolis. www.intechpark.com/intech/aboutintech.cfm
- **Intelliplex Park** in Shelbyville (Shelby County) houses Major Hospital's ultra-modern cancer treatment center, which serves as an anchor for future life science developments. The advanced Video Conferencing Center connects businesses to the global market. Intelliplex is supported by Ivy Tech Community College and Indiana Wesleyan University, which have satellite campuses in the park. www.intelliplex.org
- **Purdue Research Park of Indianapolis** (Marion County) is strategically located near Indianapolis International Airport. The flagship business accelerator combines a state-of-the-art office facility with resources and services proven to move emerging technology companies forward. The park is being developed in conjunction with Holladay Properties at AmeriPlex-Indianapolis. www.purdue-research-park.com/Indianapolis
- **Nickel Plate District and North East Commerce Park** in Fishers (Hamilton County) was designated a certified technology park in 2016. The district includes the Launch Fishers co-working space. Infrastructure improvements, including trails connecting the area to downtown Fishers and a new intersection at the entrance, has made the area attractive for investors and companies looking to relocate. <http://www.fishers.in.us/index.aspx?NID=92>



Tech Employment & Wages

Indianapolis Region Information Technology Employment and Hourly Wages

Occupation Title	Number Employees*	Hourly Wage**	
		Entry***	Median
Computer Systems Analysts	6,360	\$25.15	\$39.59
Computer Software Applications Engineers	6,320	\$26.79	\$38.69
Computer User Support Specialists	5,780	\$15.13	\$22.30
Network and Computer Systems Administrators	3,850	\$23.35	\$36.39
Computer and Information Systems Managers	3,070	\$35.66	\$56.62
Computer Programmers	2,880	\$23.93	\$34.73
Software Developers, Systems Software	2,280	\$25.54	\$39.05
Computer Network Engineers	2,090	\$27.19	\$42.05
Computer Occupations, All Other	1,960	\$22.61	\$39.60
Database Administrators	1,140	\$20.25	\$38.48
Web Developers	1,020	\$16.58	\$26.77
Computer Network Support Specialists	720	\$17.75	\$31.40
Computer Security Specialists	570	\$23.58	\$37.52
Computer Operators	390	\$10.25	\$18.14
Computer Hardware Engineers	110	\$23.62	\$37.44

* Employment data are for the Indianapolis-Carmel-Anderson, Bloomington, Columbus, Kokomo, Lafayette, & Muncie MSAs.
 ** Wage data are for the Indianapolis-Carmel-Anderson MSA.
 *** Entry wages = wages in the lowest 10th percentile.

Source: US Bureau of Labor Statistics, OES, May 2017 (Released May 2018)

Technology Job Applicants

Over 4,000 applicants sought tech-related jobs in Central Indiana over the past two years.

Selected Occupations:	Job Applicants	Average Desired Wage
Computer Occupations, All Other	989	\$24.60
Computer User Support Specialists	729	\$16.16
Computer and Information Systems Managers	473	\$27.97
Computer Operators	334	\$11.35
Computer Systems Analysts	308	\$26.79
Network and Computer Systems Administrators	304	\$23.09
Computer Programmers	203	\$23.09
Software Developers, Applications	188	\$29.84
Database Administrators	144	\$21.36
Computer Network Support Specialists	117	\$21.22
Computer Network Architects	94	\$23.87
Web Developers	72	\$24.39
Software Developers, Systems Software	67	\$31.63
Computer Hardware Engineers	46	\$23.72
Computer and Information Research Scientists	28	\$25.41

Source: Indiana Department of Workforce Development, September 2018.

Data represent all active applicants in the Indiana Career Connect system (www.indianacareerconnect.com) from September 1, 2016-August 31, 2018 for the Indianapolis Regional Labor Shed, which is composed of the following counties:

Bartholomew Boone Brown Clinton Decatur Delaware Grant Greene Hamilton
 Hancock Hendricks Henry Howard Jackson Johnson Lawrence Madison Marion
 Monroe Montgomery Morgan Owen Putnam Rush Shelby Tippecanoe Tipton

Note that these data do not include applicants from private job matching services like Craig's List, Monster and CareerBuilder. Therefore, the data are likely to under-represent the total available application pool in the labor shed.

Note that data are reported by target occupation. Some applicants have indicated more than one target occupation. This means that some occupations that require similar skills may be subject to "double counting" of applicants when added together.

Largest Tech Companies

Company	Regional Employees	Function/Product	County
Salesforce	1,700	Cloud Marketing	Marion
Raytheon Technical Services	1,600	Analysis & Test Laboratory	Marion
Knowledge Services	1,200	Mobile Workforce Technology & Staffing Solutions	Marion
Angie's List	1,000	Home Improvement Consumer Ratings Service	Marion
Genesys	930	Business Productivity Software	Marion
Foxconn	900	Computer Hardware Warehousing & Distribution	Hendricks
Bell TechLogix	650	Data Processing, Hosting & Related Services	Marion
BC Forward	560	IT Consultants & Staffing Solutions	Marion
Fiserv	500	Financial Services Technology	Marion
Ingram Micro Mobility	500	Technology Lifecycle Services	Hendricks
Crowe Horwath	392	Accounting & IT Consulting Services	Marion
Fusion Alliance	288	Enterprise Solution Provider	Hamilton
Allegiant, A DMI Company	275	IT Consulting & Technology Services	Marion
Kronos	250	HR & Payroll Software Developer	Marion
DSS Consulting	250	IT Project Solutions & Staffing Solutions	Marion
Pearson Education	250	Digital Learning Products	Marion
Kratos Public Safety & Security	200	Security Solutions	Marion
Aprimo	200	Data Analytics	Marion
Blackboard	200	Online Learning Products & Services	Marion
RCR Technology Corp	200	Data Analytics & Business Intelligence Solutions	Marion
Assurant Valuations fka StreetLinks	200	Mortgage Industry Technology Solutions	Marion
Van Ausdall & Farrar	180	B2B Technology Solutions & Services	Marion
Spectrum	165	Internet & Cable Provider	Marion
Fahrenheit IT	162	IT Consulting & Staffing Solutions	Marion
BKD LLP	160	Accounting & IT Consulting Services	Marion
Vertafore	160	Insurance Software Solutions	Marion
Appirio	155	Cloud-Based Solutions	Marion
EnVista	155	Supply Chain Consulting & Software Solutions	Hamilton
Theoris	151	IT & Engineering Professional Services	Marion
TCC Software Solutions	140	Cloud/Hosting Technology & IT Consulting	Marion
Infosys	140	Technology & Innovation Hub	Marion
Moser Consulting	133	Technology Infrastructure & Managed Services	Marion

Sources: Reference USA, Indianapolis Business Journal & Indy Chamber

The 9-county Indianapolis Region includes Boone, Hamilton, Hancock, Hendricks, Johnson, Madison, Marion, Morgan and Shelby counties.

Last Updated 2/23/2018

Indy Partnership

E-mail: info@indypartnership.com

Website: www.indypartnership.com

Data Centers

Colocation Data Centers in Central Indiana

Company	Address	Contact	Phone	Email/Web
Lifeline Data Centers	401 N. Shadeland Ave, Indianapolis 46219 & 733 W. Henry St, Indianapolis 46225	Alex Carroll	(317) 590-0589	acarroll@lifelinedatacenters.com
Expedient	701 Congressional Blvd, Carmel 46032	Matthew D'Eramo	(877) 570-7827	www.expedient.com
Baseline	2601 Metropolis Pkwy, Plainfield 46168	Lance Thompson	(317) 707-3941	www.baseline-data.com
Lightbound	650 W. Henry St & 731 W. Henry St, Indianapolis 46225	Jack Carr	(317) 726-6767	jcarr@iquest.net
BlueLock, LLC	6325 Morenci Trail, Indianapolis 46268	Brian Wolff	(888) 402-2583 ext 2	bwolff@bluelock.com
TLS Data Center	733 W. Henry St, Indianapolis 46225	Brian Rappe	(317) 464-1700	rappe@tls.net
Surgard Indianapolis Data Center	1180 Kentucky Ave, Indianapolis 46221	Sales Contact	(888) 270-3657	www.surgardas.com
Indianapolis Telecomm Center	800 Oliver Ave, Indianapolis 46225	Sales Contact	(574) 472-0750	www.global-access.com
US Signal	701 W. Henry St, Indianapolis 46225	Sales Contact	(317) 634-5403	info@ussignalcom.com
Indiana Fiber Network	5520 W. 76th St, Indianapolis 46268	Cory Childs	(317) 777-7123	cchilds@indianafiber.net
365 Data Center	701 W. Henry St, Indianapolis 46225	Sales Contact	(415) 901-5700	www.365datacenters.com
TW Telecomm	4625 W. 86 th St, Indianapolis 46268	Sales Contact	(317) 713-8900	www.twtelecom.com
Dialing Innovations	107 N. SR 135, #307, Greenwood 46142	Jim Terhune	(317) 215-5245	www.dialinginnovations.com
On-Ramp Indiana	733 W. Henry St, Indianapolis 46225 & 859 Conner St, Noblesville 46060	Scott LePere	(317) 774-2100	www.ori.net
Online Tech	505 W. Merrill St, Indianapolis 46225	Shawn Fergus	(877) 740-5028	www.onlinetech.com/data-centers/indiana-data-centers
Level 3	720 Kentucky Ave, Indianapolis 46225	Sales Contact	(877) 253-9353	www.level3.com



Indianapolis Region

Tech Announcements

Cheetah Digital

August 2018 - Cheetah Digital, an independent, enterprise cross-channel marketing software company, announced plans to continue expanding its Indianapolis operations, with plans to triple its employment and create up to 100 jobs by 2021. Cheetah Digital opened its Indianapolis office just last year and is slated to invest more than \$2 million in its facility over the next five years.

The Indiana Economic Development Corporation (IEDC) offered Cheetah Digital up to \$2.4 million in conditional tax credits and up to \$100,000 in training grants based on the company's job creation plans. The city of Indianapolis approved up to \$100,000 in performance-based training grants.

SalesPond

July 2018 - SalesPond, a global lead generation, sales, data and marketing solutions provider, announced plans to establish its first U.S.-based location in Indianapolis creating 36 jobs by 2023. SalesPond will invest \$493,000 to lease and equip office space in Indianapolis.

The Indiana Economic Development Corporation (IEDC) offered SalesPond up to \$400,000 in conditional tax credits based on the company's job creation plans. The city of Indianapolis supports the project.

Infosys

April 2018 - Infosys (NYSE: INFY), a global leader in consulting, technology and next-generation services, announced its plans to establish a U.S. Education Center in Indianapolis to train its U.S. workers with 21st century skills. With its growth, the company plans to increase its workforce in Indiana to 3,000 by the end of 2023. Infosys will initially redevelop 70.5 acres, with an option to double that footprint in the future, on the site of the old Indianapolis airport terminal.

The city of Indianapolis will facilitate the rehabilitation and transfer of the existing 2,000-car parking garage to Infosys. Additionally, the city will contribute real estate and necessary improvements to include \$8 million in infrastructure improvements and up to \$9.8 million in real estate. The IEDC will provide up to \$20 million over 10 years from the Industrial Development Grant Fund to support improvements surrounding the campus.

Vendor Jump/Ultimate Automation/Sales Tuners

March 2018 - Three Fishers-based startups have announced growth plans. The city says VendorJump, Ultimate Automation and Sales Tuners, all of which have roots at Launch Fishers, have committed to investing a total of nearly \$2 million and adding more than 80 jobs by 2021.

The Indiana Economic Development Corp. (IEDC) has offered the three companies a total of up to \$765,000 in conditional tax credits and up to \$165,000 in training grants based on their job creation plans.-

Earthwave Technologies

March 2018 - Earthwave Technologies, a provider of telematics solutions for heavy equipment contractors, announced plans to expand its operations in Indianapolis, creating up to 56 new jobs by 2022. The company, which provides wireless fleet management systems for construction contractors and heavy equipment owners, will invest \$1.2 million to double its footprint at its current 8,000sf headquarters.

The IEDC offered Fleetwatcher (dba Earthwave Technologies) up to \$595,000 in conditional tax credits and up to \$75,000 in training grants based on the company's job creation plans. The city of Indianapolis supports the project.

BrainForest

December 2017 - BrainForest Centers LLC, a digital brain-mapping firm that uses technology rather than drugs to help treat brain dysfunctions such as depression, anxiety and post-traumatic stress disorder, plans to add 185 new jobs and make a capital investment of \$7.4 million by the end of 2021. BrainForest was founded in 2015 and opened its Fishers office Feb. 2017. It also has a location in West Lafayette, IN.

The Indiana Economic Development Corporation (IEDC) offered BrainForest \$1.8 million in tax credits and \$100,000 in training grants.

Indianapolis Region
Incentives



Incentive/Credit	Description	Criteria /Requirements
Real Property Tax Abatement IC 6-1.1-12.1-17	Phase in of real property tax obligation over one to ten-year period.	Granted to a company according to local qualification criteria based on new and retained jobs, wages and economic impact of project. Prior approval of local government agency. Approval must happen before construction permits are pulled.
Personal Property Tax Abatement: Manufacturing, Research and Development, Information Technology and Logistics/Distribution Equipment IC 6-1.1-12.1-17	Phase in of personal property (used directly in production, R&D, distribution processes) tax obligation over a one to ten-year period.	Granted to a company according to local qualification criteria based on new and retained jobs, wages and economic impact of project. Prior approval of local government agency. Approval must happen before equipment is operational.
Sales Tax Exemption - Research and Development Equipment IC 6-2.5-5	Research and development equipment is exempt from state sales tax.	No requirements.
Sales Tax Exemption – Motorsports IC 6-2.5-5-37	Transactions involving tangible personal property comprising any part of a professional motor racing vehicle excluding tires and accessories are exempt from state sales tax.	Tangible personal property must be owned, operated or leased by a professional racing team qualify.
Sales Tax - Personal Property IC 6-2.5-5	Machinery, tools and equipment acquired for direct use in the direct production, manufacture, fabrication, assembly, processing, refining, finishing of tangible personal property are tax exempt. Tangible personal property acquired for resale is also qualified for tax exemption.	Exemption does not apply to transactions involving distribution equipment or transmission equipment acquired by a public utility engaged generating electricity. Must meet qualifications set by the Indiana Utility Regulatory Commission.
Sales Tax – Utilities IC 6-2.5-5	Utilities used in certain manufacturing capacities are tax exempt.	Utilities include electrical energy, natural or artificial gas, water, steam and steam heat. Qualifications are set by the Indiana Utility Regulatory Commission.
Economic Development for a Growing Economy (EDGE) - New Jobs IC 6-3.1-13	This program provides refundable tax credits based on the additional payroll for new jobs created in Indiana. EDGE can be awarded on eligible gross payroll for a period not to exceed 10 years	IEDC approval. Significant new Indiana job creation. Significant local participation. Average wage exceeds the industry sector average (NAICS). EDGE agreement required. Annual verification of amount of individual income taxes withheld will trigger release of credits.

The 9-county Indianapolis Region includes Boone, Hamilton, Hancock, Hendricks, Johnson, Madison, Marion, Morgan and Shelby counties.

Last updated 8/8/2018

Indy Partnership

E-mail: info@indypartnership.com

Website: www.indypartnership.com

Incentive/Credit	Description	Criteria /Requirements
Hoosier Business Investment Tax Credit (HBITC) IC 6-3.1-26	Tax credits for qualified investment made in Indiana facility.	IEDC approval. Increase total earnings of employee. Economically sound project that will benefit Indiana. Major factor in decision to move forward. Overall positive fiscal impact Average wage will be at least 150 percent of the hourly minimum wage. Twenty percent of the qualified investment capital provided to a qualified Indiana business. Company must maintain operations in Indiana for at least ten years during the term that the tax credit is available. Annual report regarding new employees and average wage.
Headquarters Relocation Tax Credit IC 6-3.1-30	Provides non-refundable tax credits to relocating corporate headquarters based upon relocation costs.	IEDC approval. Credit is up to 50 percent of the qualified investment and carry forward not to exceed nine consecutive years. Currently maintains HQ outside Indiana and no previous HQ in Indiana. Prior year international revenue of at least \$50M. Commit contractually to moving HQ.
21st Century Fund IC 5-28-16	The Indiana 21st Century Research and Technology Fund was created to stimulate the process of diversifying the State's economy by developing and commercializing advanced technologies in Indiana. The fund is managed by Elevate Ventures.	IEDC Board approval. State Budget Committee review (public meeting).
Indiana Research Development Tax Credit (R&D) IC 6-3.1-4	Tax credit based on qualified research expense incurred for research conducted in Indiana.	Credit is the lesser of \$1M or the increment of Indiana qualified research expenses over the taxpayer's base amount multiplied by 15 percent. May be claimed when filing state income taxes by including the IT-20 REC form. May carry forward an unused credit for 10 years.
Venture Capital Investment Tax Credit IC 6-3.1-24	Investors who provide qualified debt or equity capital to Indiana companies receive a credit against their Indiana income tax liability.	IEDC approval. Available to any taxpayer who is an individual or entity that has any state tax liability. A taxpayer must apply to the IEDC for a certification that the proposed investment plan would qualify for a credit. The total amount of tax credits any calendar year may not exceed twelve and a half million dollars (\$12,500,000).
Patent Income Tax Exemption IC 6-3-2-21.7	Exempt from certain income derived from qualified utility and plant patents. The exemption percentage decreases over the next five years to 10 percent in the 10th year.	The patent income exemption applies only to companies with 500 or fewer employees. Qualified taxpayers are eligible for 50 percent of patent income for each of the first five years.

Incentive/Credit	Description	Criteria /Requirements
Certified Technology Parks (CTP) IC 36-7-32	A state-designated area within a city, town or county where at least one business is primarily engaged in high technology activity and creating jobs. A CTP is supported by higher education or a private research-based institute. CTP granted by IEDC	IEDC approval. Investments in a CTP may qualify for a property tax credit. A CTP may access an incremental tax fund created from business sales taxes of businesses within the park and individual income taxes from companies within the park (see Certified Technology Park Grant Fund.) Up to \$5 million for leasing, construction or purchasing of capital assets located in CTP. CTP applied for by local community. Job creation. Engaged in high technology activity. CTP may have other local requirements. If a business is seeking EDGE credits, an ordinance must be adopted recommending the granting of EDGE credits.
Community Revitalization Enhancement District Tax Credit (CRED) IC 6-3.1-19	Tax credit available to companies located in a designated CRED. Credits are for 25 percent of qualified investment.	IEDC approval. There must be no reduction or cessation of operations in Indiana to locate within CRED. If a business is seeking EDGE credits, an ordinance must be adopted recommending the granting of EDGE credits.
Industrial Development Grant Fund (IDGF) IC 5-28-25	IDGF grant is awarded to eligible units of government to help in meeting the infrastructure needs of the new or expanding facility. Up to 50 percent of eligible off-site infrastructure may be awarded.	IEDC approval. Contributions made to tax-exempt, 501c organizations. Credits are awarded to 501c's for distribution to individuals or businesses. Local community matching funds. Submit description of costs and map and design of proposed improvements.
Neighborhood Assistance Credit	Tax credits for corporations or individuals who contribute to an organization to build public-private partnerships in economically disadvantaged areas. The credit is equal to 50 percent of contribution to organization. Credit is applied against Indiana income tax liability.	A building or complex of buildings which: * contains 300,000 interior square feet or greater. * was placed in service at least 20 years ago. * at least 75 percent of the interior floor space has been vacant for at least two years. * contributes to an IEDC approved neighborhood organization and plan.
Industrial Recovery Site Tax Credit IC 6-3.1-11	Tax credits are based on a percentage of qualified investment for rehabilitation of property made to an existing building which meets square footage, age and vacancy requirements. Credits are applied to state income tax liability and can be carried over.	No requirements.
Enterprise Zone Credits	Various incentive opportunities exist for companies within EZ. Available credits to qualified businesses: Loan Interest Tax Credit (IC 6-3.1-7), Gross Income Tax Exemption, Wage Exemptions, Investment Credit and Investment Cost Credit (IC 6-3.1-10).	IEDC approval. Credits are assignable. Limited carry forward of credits Requirements are specific to individual incentive programs.

Incentive/Credit	Description	Criteria /Requirements
Vacant Building Tax Abatement IC 6-1.1-12.1-16	One-year abatement based on the occupation of a qualifying vacant building. Granted to a company according to local qualifications based on occupying a previously vacant building. Must be used for commercial or industrial purposes.	Prior approval by local government agency. Approval must happen before occupying the facility. Three years at 100% if certain conditions met.
Skills Enhancement Fund IC 5-28-7	Two-year grant awarded directly to the company for reimbursement of eligible training costs associated with a project. Grant can be up to 50 percent of total training budget with cap of \$200,000.	IEDC approval.
Work Keys	State job profiling system for new or existing Indiana businesses providing evidence of workforce readiness.	Award based on capital investment, quality of jobs, quality of training, number of employees trained and impact on economy.
Recycling Market Development Program IC 4-23-5.5-14	Recycling Market Development Program (RMDP) helps recyclers by providing funding for equipment specifically needed to remanufacture recyclable materials into finished products or industrial feedstocks.	The RMDP is administered by the Indiana Department of Environmental Management and operates under the Recycling Market Development Board. The board determines all final funding for eligible projects. Approval of funding is announced at subsequent Board meetings.
Voluntary Remediation Tax Credits IC 13-25-5	Credit available for voluntary cleanup at eligible brownfield sites	Criteria are specific to individual financing programs. Remediation plan developed. Application filed with IFA. A qualified investment certification must be received prior to start of remediation. Local legislative body must pass resolution approving the brownfield redevelopment project and credit.
Financing Programs	There are several financing vehicles for companies to review on both a state and local level. Both taxable and tax exempt bonds, lease financing, Tax Increment Financing (TIF), SBA loans through CDCs, Indiana Port Commission and various utility loan programs.	Requirements are specific to individual financing programs.
Brownfield Tax Reduction/Wavier IC6-1.1-45.5	A partial or full waiver of delinquent tax liability for Brownfield properties	A history of the property is needed and outline a remediation and reuse plan to qualify for approval of the reduction/waiver. Requires approval from various government agencies and IFA. Must provide proof of ownership of property and proof that the owner was not involved in cause of environmental issues. The cleanup and reuse must occur by date provided by applicant for the reduction/waiver to become permanent.

Incentive/Credit	Description	Criteria /Requirements
Renewable Energy Property Tax Exemption IC 6-1.1-12-35.5	Commercial and industrial operations, as well as residential households, with systems that generate energy using solar, wind, hydropower, or geothermal resources – including geothermal heat pumps – are exempt from property tax.	Exemption is allowed every year that a qualifying system functions. The entire renewable energy system and affiliated equipment that is unique to the system, including equipment for storage and distribution, are exempt from the property tax. The exemption applies to both real property and mobile homes equipped with renewable energy systems, and may only be claimed by property owners.
Brownfield Revolving Loan Fund	The purpose of the Indiana Brownfields Program's Revolving Loan Fund (RLF) Incentive is to facilitate the redevelopment of brownfield sites by making low-cost funding available through low-to-zero interest loans to finance environmental cleanups and facilitate the public or private redevelopment of brownfield sites throughout the state.	Application with the Indiana Department of Environmental Management. Site must meet definition of brownfield as determined by the State of Indiana.
Hoosier Alternative Fuel Vehicle Manufacturer Tax Credit IC 6-3.1-31.9	A tax credit applied toward investment in the manufacturing of alternative fuel vehicles. The credit is assessed against the corporation's tax liability.	The manufacturer must compensate its employees at least 150% of the state's hourly minimum wage and agree to maintain operations for at least 10 years. Additional restrictions apply. For the purpose of this incentive, AFVs are defined as vehicles designed to operate on E85, biodiesel, natural gas, liquefied petroleum gas (propane), hydrogen, methanol, coal-derived liquid fuels, non-alcohol fuels derived from biological material, P-Series fuels, or electricity. IEDC must review and approved applications for this incentive.
Information Technology Personal Property Exemption IC 6-1.1-10-44	Enterprise information technology equipment is exempt from personal property taxation for a period agreed to by local designating body.	Enterprise information technology includes: servers and routers, equipment within the "enterprise" or "data center" for networking or data storage, and generators for uninterrupted power supply to data center systems. Equipment cannot include computer hardware designed for single user, workstation, or departmental level use. Eligible businesses include: business operating one or more facilities for computing, networking, or data storage; entity is located in a facility or data center in Indiana; investment is at least \$10,000,000 in personal and real property and average employee wage of the entity is at least 125% of the county average wage.

Indianapolis Region

Quality of Life

“Indianapolis is the best of both worlds – all the sophistication of a modern metropolis, while retaining its hometown Hoosier demeanor.”

- *Home and Away* magazine

With the nation’s 15th largest city at its center and no shortage of thriving towns and small communities throughout the nine counties, the Indianapolis Region draws attention for being vibrant and progressive as well as culturally rich and hospitable.

Greenways

Indianapolis Cultural Trail

The Indianapolis Cultural Trail: A Legacy of Gene & Marilyn Glick is a world-class urban bike and pedestrian path that connect neighborhoods, Cultural Districts and entertainment amenities, and serves as the downtown hub for the entire central Indiana greenway system. The 8 mile trail provides downtown connectivity, bicycle friendliness and urban walkability to the city.



Monon Trail/Monon Greenway

The Monon Trail/Monon Greenway runs 24 miles from downtown Indianapolis, through Carmel and Westfield to Sheridan. In Indianapolis the Monon connects with the Central Canal Towpath along the Indiana Central Canal, and the Fall Creek Trail. In Westfield, the trail provides access to the Midland Trace, Anna Kendall and the Little Eagle Creek trails. The Monon Trail is used by more than 1.3 million people annually.

Central Canal

In the 1830’s, the Central Canal was envisioned as part of an eight-canal system to cross the state and link major points of commerce. After three years of construction and the introduction of railroads, debts halted the project, leaving the Central Canal with no connections to other navigable waterways. In 1881, the Indianapolis Water Company purchased the canal. The Central Canal is still a primary source of drinking water for the Indianapolis area and receives its water from the White River. The Central Canal Towpath provides connection from Broad Ripple to Downtown along the historic canal.

Additional greenways traverse the region, including Eagle Creek Trail, Fall Creek Trail, Little Buck Creek Trail, Pennsy Rail Trail, Pleasant Run Trail, Pogues Run Trail, White River Trail, White Lick Creek Trail, Zionsville Rail Trail, Tracy Trail, Landersdale Trail, 146th Street Trail, Vandalia Trail, Carey Road Trail and many others.

Bicycling

There are currently 64 miles of on-street bike lanes in operation in Marion County with another 200+ miles planned. With 25 stations and 250 bikes located on or near the Indianapolis Cultural Trail, the Pacers Bikeshare bicycles are available to anyone with a 24-Hour Pass or Annual Membership. Noblesville and Carmel also have bike rental programs.

Indianapolis Region

Quality of Life

Top Communities and Housing

Indianapolis is the most affordable metropolitan home market in the United States, according to multiple rankings and surveys. Throughout the entire region, scores of exceptional communities offer diverse and plentiful lifestyle options, from college towns and planned communities to mid-sized cities and small towns. Whether you're looking for quiet country roads, bustling, child-filled soccer fields and parks, or sophisticated urban living, the Indianapolis Region has something for everyone. Here are just a few recent accolades:

Indianapolis: Top 10 Downtowns, *Livability.com*, 2015
Westfield, Carmel, Fishers, Plainfield, Greenwood – Best Small Cities in America, *WalletHub*, 2016
Carmel – Best Small City in America to Raise a Family, *SmartAsset*, 2017
Carmel – Best Place to Live in the US, *Niche.com*, 2018
Fishers – Best Place to Live in America, *Money*, 2017
Carmel – America's Best City to Live, *24/7 Wall Street*, 2017

Museums

The Children's Museum of Indianapolis

The Children's Museum of Indianapolis is the world's largest children's museum, welcoming more than one million visitors each year. With a rich collection history of more than 80 years, the museum has been using objects to inspire imaginations and connect generations for decades.

The 472,900 square-foot facility houses more than 12,000 artifacts. Visitors can explore physical and natural sciences, history, world cultures, and the arts. Highlights include Dinosphere, a 1917 vintage carousel, full-size and miniature trains, Dale Chihuly's five-story Fireworks of Glass sculpture and the SpaceQuest Planetarium.

Indianapolis Museum of Art

Founded in 1883, the Indianapolis Museum of Art is among the 10 largest and 10 oldest general art museums in the nation. With a collection of more than 54,000 works spanning 5,000 years, the IMA offers significant holdings of African, American, Asian, European and contemporary art, textiles and fashion art, as well as a growing collection of design arts. Its \$25 million Virginia B. Fairbanks Art & Nature Park, located on 100 acres of untamed woodlands, wetlands, a lake and meadows adjacent to the museum, is one of the largest museum art parks in the country. The art park, completed in 2010, caps off a recent \$74 million expansion that features three new wings and 50 percent more gallery space.

Eiteljorg Museum

Located in downtown Indianapolis, the Eiteljorg Museum houses an extensive collection of Native American art, as well as Western American paintings and sculptures collected by businessman and philanthropist Harrison Eiteljorg. The museum houses one of the finest collections of Native contemporary art in the World.

James Whitcomb Riley Museum Home

The James Whitcomb Riley Museum Home is on the National Register of Historic Places and is located in the Lockerbie Square Historic District at 528 Lockerbie Street. It was named a National Historic Landmark in 1962. While never owned by Riley, the Hoosier Poet and author of *Little Orphan Annie* and *The Raggedy Man*, lived in the home for 23 years.

President Benjamin Harrison Home

The Benjamin Harrison Home, in Indianapolis' Old Northside Historic District, was the home of the Twenty-third President of the United States. Harrison had the house built in 1870 and he lived there until his death in 1901.



NCAA Hall of Fame and Museum

The NCAA Hall of Champions boasts two-levels of interactive exhibits to engage visitors and create a true-to-life understanding of what it takes to make the grade. On the first level, all 23 NCAA sports are represented and include a novice to historian trivial challenge, current team rankings, video highlights, and artifacts donated from colleges around the nation. On the second level, is a fully interactive area to compete virtually and hands-on, a media room displaying current games on seven television screens, and 1930's retro basketball gymnasium.

Indianapolis Zoo and Botanical Gardens

The Indianapolis Zoo, a private non-profit organization is the only institution accredited by the Association of Zoos and Aquariums and the American Alliance of Museums as a zoo, aquarium and botanical garden. The primary points where people connect with animals and plants are within the Zoo's "biomes," or collection of habitats. The biome concept presents approximately 250 species of animals and more than 2,000 varieties of plants together in simulated natural habitats.

Conner Prairie Interactive History Park

Conner Prairie is a living history museum in Fishers, that preserves the William Conner home (listed on the National Register of Historic Places) and recreates a slice of life in 19th century Indiana.

Indiana History

The Indiana State Capitol, Indiana State Museum, Indiana State Library, Indiana World War Memorial, Indiana Soldiers and Sailors Monument are all located in downtown Indianapolis and afford residents and visitors alike an opportunity to learn about the Hoosier State in exciting ways.

Arts and Culture Venues

Indiana Repertory Theatre/Indiana Roof Ballroom
Clowes Memorial Hall
Phoenix Theatre

Madame Walker Theatre Center
Old National Centre/Murat Theatre
Hilbert Circle Theatre
The Palladium
Paramount Theatre Center and Ballroom

Professional Sports Teams

Colts - Football
Pacers – Men's Basketball
Fever – Women's Basketball
Indianapolis Fuel – Ice Hockey
Indianapolis Indians – AAA Baseball
Indy Eleven – Soccer
Indy 500 – Indy Car
Brickyard 400 - NASCAR
NHRA Nationals – Drag Racing

Recreation

Golf Courses – Thirteen public golf courses are located in Marion County
Lakes and Reservoirs – Eagle Creek Reservoir, Geist Reservoir, Morse Reservoir, Heritage Lake
City Parks – Indy Parks manages 207 properties
State Parks – White River State Park, Ft. Harrison State Park, Mounds State Park, Morgan Monroe State Forest, Atterbury State Fish & Wildlife Area
Bark Parks – Four "bark parks" are located in Marion County
Indiana State Fairgrounds – Home to the annual Indiana State Fair, Indianapolis Home Show, and Indianapolis Boat, Sport & Travel Show

Annual Festivals and Events

International Violin Competition
Drum Corps International World Championships
Midwest Fashion Week
Heartland Film Festival
Gen Con
Symphony on the Prairie
Circle City Classic
Indiana Black Expo
Indy Jazz Fest
Indianapolis 500 Festival
Indiana State Fair

Just For Fun

Kurt Vonnegut Memorial Library

The Kurt Vonnegut Memorial Library is dedicated to championing the literary, artistic and cultural contributions of the late writer, artist and Indianapolis native Kurt Vonnegut, Jr. The library serves as a cultural and educational resource facility, museum, art gallery and reading room. It supports language and visual arts education through programs and outreach activities with other local arts organizations.

Highlighted attractions of the library include a museum, art gallery and reading room. The museum features rare remnants from Vonnegut's life, including the author's Smith-Corona Coronamatic 2200 typewriter, an unopened box of the author's Pall Mall cigarettes discovered by his children behind a bookcase following his death, a series of rejection letters sent to the author by magazines, and a complete replica of his writing studio.

Cultural Districts

Visit the Carmel Arts and Design District, Downtown Zionsville, and Indianapolis' Mass Ave, Fountain Square, Broad Ripple and The Wholesale District for a vast array of cutting edge restaurants, vibrant bars, and thought provoking art galleries.

Dallara IndyCar Factory

The new Dallara IndyCar Factory in Speedway lets you take the wheel in realistic driving simulators.

Indianapolis Motor Speedway

In addition to the Indianapolis 500, the speedway also hosts NASCAR's Brickyard 400. From 2000 to 2007, the speedway also hosted the United States Grand Prix for Formula One. The inaugural USGP race drew an estimated 400,000 spectators, setting a Formula One attendance record. In 2008, the speedway added the Indianapolis Motorcycle Grand Prix. On the grounds of the speedway is the

Indianapolis Motor Speedway Hall of Fame Museum, which opened in 1956. The museum moved into its current building located in the infield in 1975. Also on the grounds is the Brickyard Crossing Golf Resort, which originally opened as the Speedway Golf Course in 1929. The golf course has 14 holes outside of the track, along the backstretch, and four holes in the infield.

Lucas Oil Raceway Park

is a racing circuit complex in Clermont. It has a 0.686-mile oval, 2.5-mile road course, and 4,400-foot drag strip.

Westfield Grand Park

The 400-acre sports campus features 31 grass and synthetic field sport fields and 26 baseball and softball diamonds along with other visitor amenities.

Plainfield Recreation and Aquatic Center

Splash Island Indoor Aquatic Center has recreational and programmed swim times year-round! The 20,000 sq. ft. aquatic center features a 5,742 sq. ft. leisure pool including three lap lanes, a two-story waterslide, zero depth entry, interactive children's play area, gentle winding river and a pulsating vortex.

Sister Cities

Indianapolis has eight sister cities as designated by Sister Cities International.

-  Taipei, Taiwan (1978)
-  Cologne, Germany (1988)
-  Monza, Italy (1993)
-  Piran, Slovenia (2001)
-  Hangzhou, People's Republic of China (2009)
-  Campinas, Brazil (2009)
-  Northamptonshire, United Kingdom (2009)
-  Hyderabad, India (2010)

Visit www.indypartnership.com for information on additional arts and cultural amenities.

Indy Partnership Staff

Maureen Donohue Krauss

Chief Economic Development Officer
317-464-2234 (office)
248-821-0864 (cell)
mkrauss@indychamber.com

Jacob Everett

Vice President, Economic Development
317-464-2235 (office)
765-425-9291 (cell)
jeverett@indychamber.com

Paula Galloway

Manager, Business Development
317-464-2204 (office)
317-695-6613 (cell)
pgalloway@indypartnership.com

Jeff Barnett

Research Director
317-464-2203 (office)
317-919-1444 (cell)
jbarnett@indypartnership.com

Jen Pearl

Director of International Programs
317-464-2214 (office)
440-391-0895 (cell)
jpearl@indychamber.com

Amy Stansfield Curtis

Director of Investor Relations
317-464-2290 (office)
440-227-6748 (cell)
acurtis@indychamber.com

Andrew Crecelius

Manager of Business Intelligence
317-464-2268 (office)
317-625-8418 (cell)
acrecelius@indychamber.com

Caitlyn Piccirillo

Project Assistant
317-464-2226 (office)
317-410-1474 (cell)
cpiccirillo@indychamber.com